

# Bevel Gearboxes

The QK bevel gearbox range are designed to suit all multi-turn applications.



 **SAME DAY  
DESPATCH  
AVAILABLE**



## SPECIFICATION

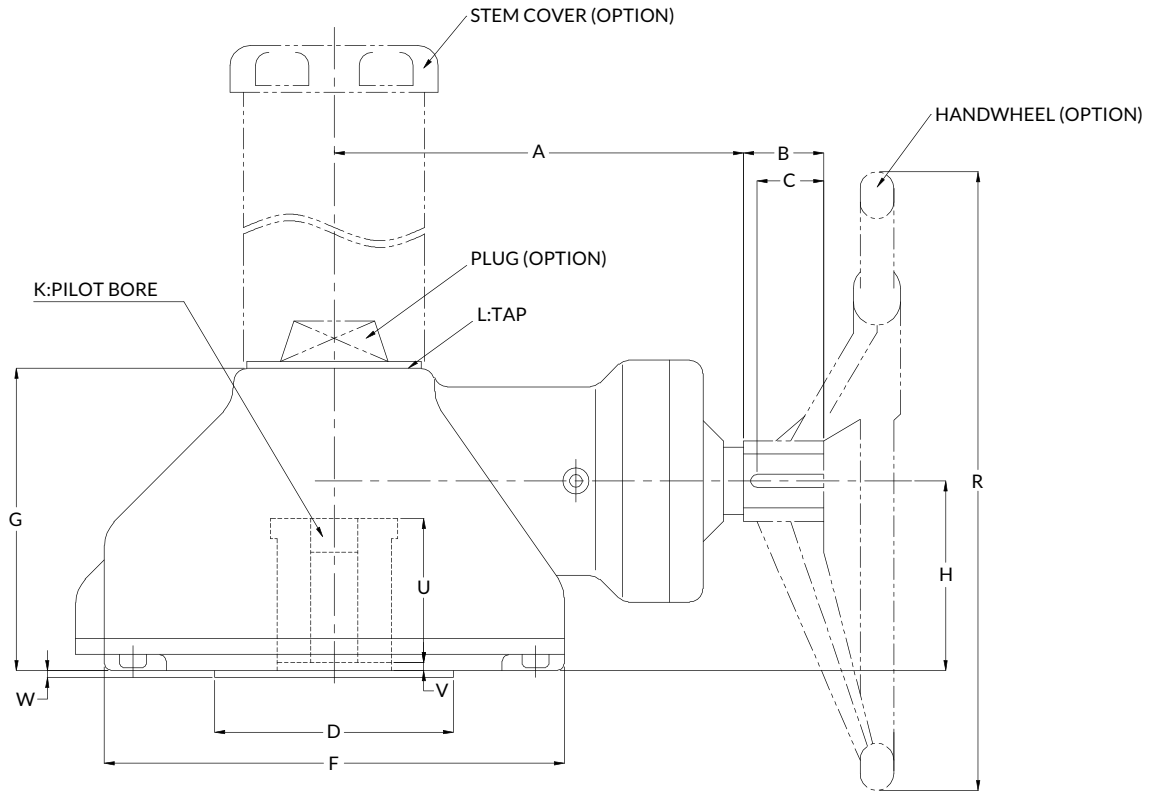
- Heavy duty cast iron construction
- Durable powder coat finish as standard
- Aluminium bronze drive bush and thrust bearings
- Stainless steel input shaft
- Sealed to IP67
- Stem cover
- ISO standard mountings available



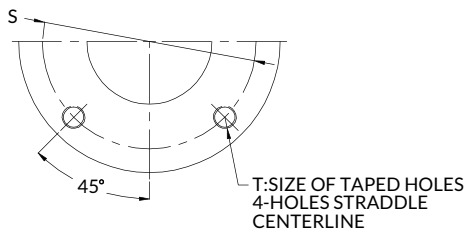
## OPTIONS

- E flange for actuator mounting
- Extended stem cover protector
- Spur gear
- Bespoke mountings/drives available upon request
- Torque output from 400Nm to 1200Nm, other sizes are available on request
- Powder coating finishes in any RAL colour
- Special offshore paint specifications and finishes available
- Exotic materials are available on request

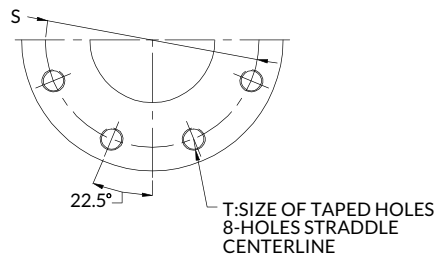
# Dimensions & Technical Details



**BG400 & BG700 FLANGE DIMENSIONS**



**BG1200 FLANGE DIMENSIONS**



\*Gearbox models available from stock

Type	A	B	C	D	F	G	H	K	L	R (HANDWHEEL)	S	T	U	V	W	Torque Nm
*BG400	156	60	45	95.2	178	122	77	15	G2.5"	450	139.7	M16x2.0Depth26	58	0	3	480
*BG700	173	60	45	127.0	210	135	85	15	G2.5"	600	165.1	M20x2.5Depth26	70	0	5	750
*BG1200	228	60	45	152.4	289	155	95	25	G3.0"	600	254.0	M16x2.0Depth34	75	0	5	1500

Additional models available upon request